

May 18, 2020

## *Analysis of COVID-19 Infection Rate in NYC Jails*

### Coronavirus Infection Rates as of May 18, 2020

Table 1<sup>1</sup>

Locations:	COVID-19 Cases*	Population	Infection Rate	Infections/ 1,000 people
People in DOC Custody**	365	3,954	9.23%	92.31
DOC Staff	1,346	10,977	12.26%	122.62
DOC Total	1,711	14,931	11.46%	114.59
New York City	191,073	8,175,133	2.34%	23.37
New York State	355,037	19,440,469	1.83%	18.26
United States	1,538,117	331,002,651	0.46%	4.65
*last updated	5/18/2020 at 10:50 PM			
** This is not the cumulative number of cases of people who have contracted COVID-19 while detained in NYC jails. See our daily analysis report for more information on the limitations of the data provided by the Department of Correction.				

The rate of infection among people who work for and who are incarcerated by the NYC DOC remains much higher than New York City, New York State, and the United States.

Table 2

NYC DOC Comparisons	
People in DOC Custody and DOC Staff have an infection rate X times higher than:	
	X
New York City	4.90
New York State	6.27
United States	24.66

<sup>1</sup> This number does not reflect the total number of people who have contracted COVID-19 while in DOC custody, as it does not include those who have been released, transferred, or who have died in DOC custody. The population of people in DOC custody changes daily, with an average of 46 people released per day and 24 people admitted per day since April 1, 2020. See Table 5. The Legal Aid Society has repeatedly requested the cumulative total of people who have tested positive for COVID-19 while in DOC custody. DOC and CHS have ignored this request.

May 18, 2020

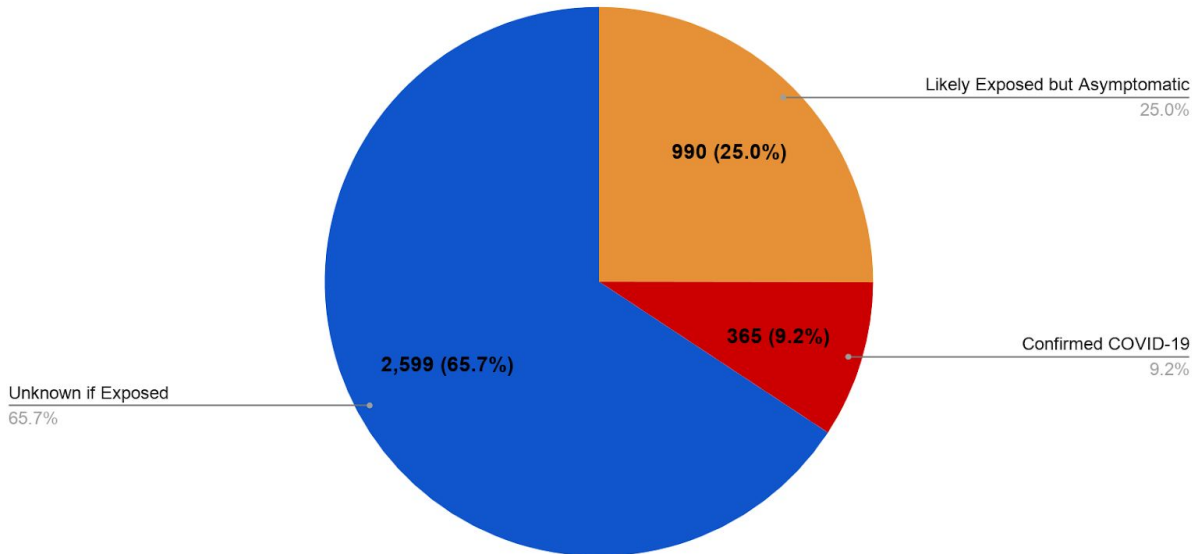
**COVID-19 Exposure of Current Population in DOC Custody**

Table 3

<b>People in DOC Custody</b>	
Likely Exposed but Asymptomatic	990
Confirmed COVID-19	365
Unknown if Exposed	2,599
Percent of Incarcerated Population Likely Exposed or Confirmed COVID-19	34.27%

Table 4

COVID-19 Exposure of Current Population in DOC Custody



May 18, 2020

### Turnover in NYC Jails

Table 5

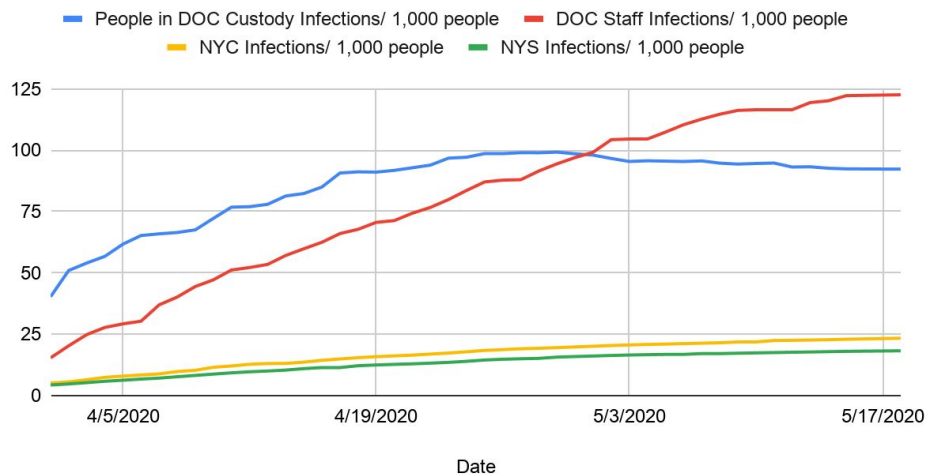
	Total	Average/ Day	Likely and Confirmed Exposed
<b>Individuals Released from DOC custody since 4/1</b>	1,797	47	961
<b>Individuals Admitted to DOC custody since 4/1</b>	1,126	24	602
<b>Total Number of People in DOC Custody since 4/1/2020</b>	5,751	4,027	3,076

**More than 3,000 people were likely exposed to the virus while in DOC custody since April 1, 2020.** This does not include DOC staff or community spread of people likely exposed when coming into contact with DOC staff or people released from DOC custody.

### NYC DOC Infections Since April 1, 2020, Compared

Table 6

#### NYC DOC Infections Compared with NYC and New York State



The curve for people incarcerated by DOC may look like it is “flattening”, but this reflects the fact that the City is only reporting the number of COVID-19 positive people who are still in custody that day. As people with COVID-19 are released from DOC custody, new COVID-19 diagnoses are replacing those who have been released. On the other hand, the number of infections in the comparator populations - DOC staff, NYC, and New York State - are cumulative. Absent cumulative data from DOC, the rate of infections among DOC staff is likely a better proxy of the true rate of infections among those in DOC custody, as both populations are in frequent contact.

May 18, 2020

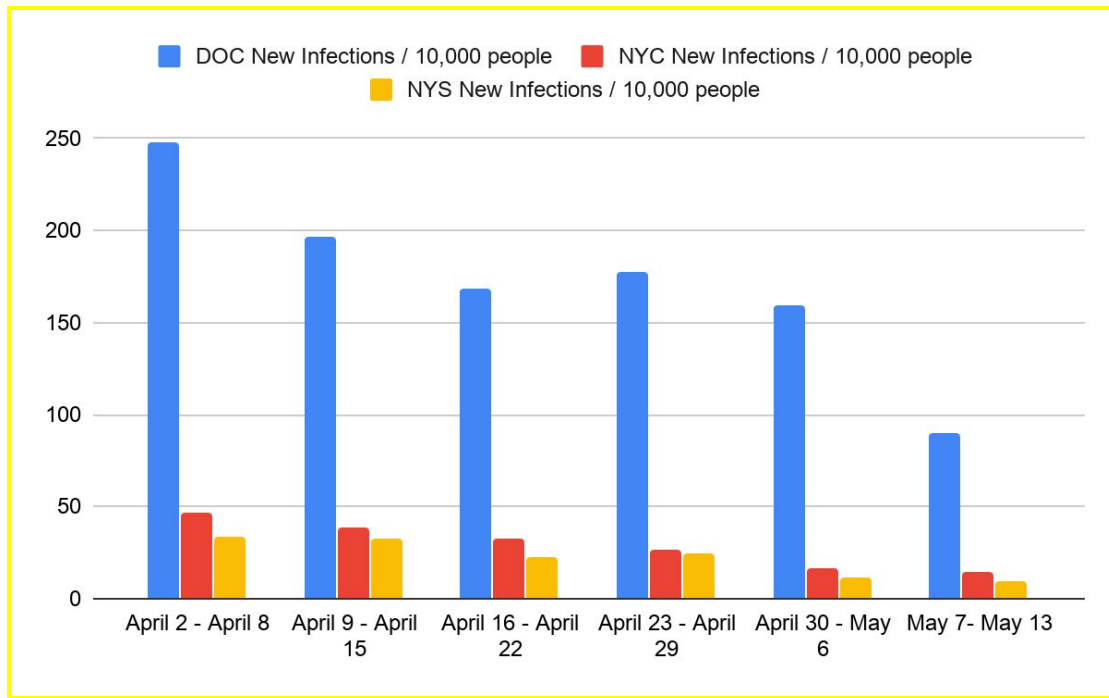
**New Infections Per Week<sup>2</sup>**

Table 7

Date	DOC New Infections / 10,000 people	NYC New Infections / 10,000 people	NYS New Infections / 10,000 people
April 2 - April 8	248	47	34
April 9 - April 15	197	38	33
April 16 - April 22	169	33	22
April 23 - April 29	178	26	25
April 30 - May 6	159	16	11
May 7- May 13	90	15	10

**New Infections Compared Across DOC, NYC, and New York State**

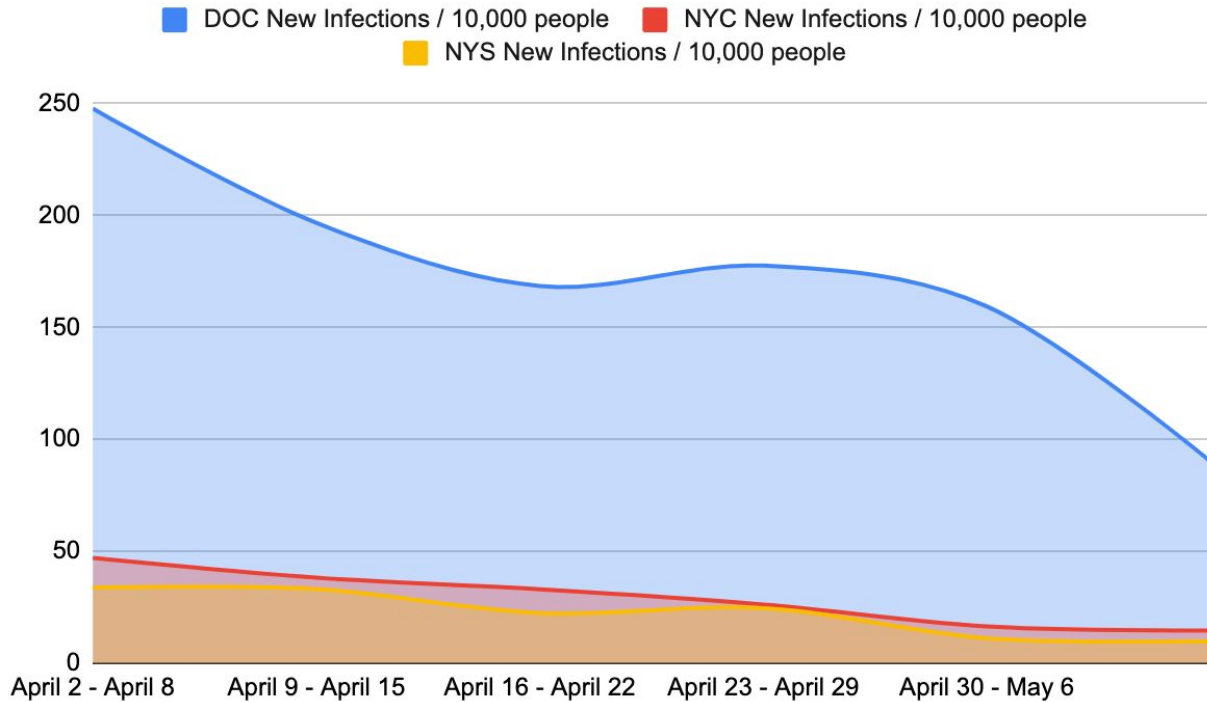
Table 8



<sup>2</sup> Because DOC releases neither the cumulative totals of those diagnosed with COVID-19 in DOC custody nor the number of new infections each day, we cannot compare the population in DOC custody and must instead rely on DOC staff as a proxy.

May 18, 2020

Table 9



### Reduction in New Infections by Week

Table 10

DOC Comparisons	
Last week, DOC Staff had a rate of new COVID-19 infections X times higher than:	
	X
New York City	6.19
New York State	9.15

The rate of new infections among DOC staff is significantly higher than among the populations of New York City and state. While the rate of new infections is falling among all three populations, it is falling almost twice as fast in NYC and NYS as among DOC staff. This suggests that the virus continues to spread much more rapidly within the DOC than other populations.

May 18, 2020

**Citations:**

	<b>Cases*</b>	<b>Population</b>
<b>NYC Jails (Rikers)</b>	Board of Correction, Daily Covid-19 Update, Monday, May 18, 2020, <a href="https://www1.nyc.gov/assets/boc/downloads/pdf/News/covid-19/Public_Reports/Board%20of%20Correction%20Daily%20Public%20Report_5_18_2020.pdf">https://www1.nyc.gov/assets/boc/downloads/pdf/News/covid-19/Public_Reports/Board%20of%20Correction%20Daily%20Public%20Report_5_18_2020.pdf</a>	Board of Correction, Daily Covid-19 Update, Monday, May 18, 2020, <a href="https://www1.nyc.gov/assets/boc/downloads/pdf/News/covid-19/Public_Reports/Board%20of%20Correction%20Daily%20Public%20Report_5_18_2020.pdf">https://www1.nyc.gov/assets/boc/downloads/pdf/News/covid-19/Public_Reports/Board%20of%20Correction%20Daily%20Public%20Report_5_18_2020.pdf</a>
<b>DOC Staff</b>	Board of Correction, Daily Covid-19 Update, Monday, May 18, 2020, <a href="https://www1.nyc.gov/assets/boc/downloads/pdf/News/covid-19/Public_Reports/Board%20of%20Correction%20Daily%20Public%20Report_5_18_2020.pdf">https://www1.nyc.gov/assets/boc/downloads/pdf/News/covid-19/Public_Reports/Board%20of%20Correction%20Daily%20Public%20Report_5_18_2020.pdf</a>	Financial Plan Summary, Committee Report - Department of Correction (March 16, 2020), <a href="https://legistar.council.nyc.gov/LegislationDetail.aspx?ID=4325588&amp;GUID=9749109F-57F3-4533-8F4E-1F377564D711&amp;Options=&amp;Search=">https://legistar.council.nyc.gov/LegislationDetail.aspx?ID=4325588&amp;GUID=9749109F-57F3-4533-8F4E-1F377564D711&amp;Options=&amp;Search=</a>
<b>New York City</b>	NYC Health, COVID-19: Data, Cases, Hospitalizations and Deaths (May 18, 2020, 3 PM) <a href="https://www1.nyc.gov/site/doh/covid/covid-19-data.page">https://www1.nyc.gov/site/doh/covid/covid-19-data.page</a> .	Worldometer, Main Cities by Population in the U.S.A., <a href="https://www.worldometers.info/world-population/us-population/">https://www.worldometers.info/world-population/us-population/</a> (last visited March 25, 2020).
<b>New York State</b>	Coronavirus in the U.S.: Latest Map and Case Count, N.Y. Times <a href="https://www.nytimes.com/interactive/2020/us/coronavirus-us-cases.html#states">https://www.nytimes.com/interactive/2020/us/coronavirus-us-cases.html#states</a> (last visited May 18, 2020 at 8:30 PM)	World Population Review, New York Population 2020, <a href="https://worldpopulationreview.com/states/new-york-population/">https://worldpopulationreview.com/states/new-york-population/</a> (last visited March 25, 2020).
<b>United States</b>	Worldometer, Confirmed Cases and Deaths by Country, Territory, or Conveyance, <a href="https://www.worldometers.info/coronavirus/#countries">https://www.worldometers.info/coronavirus/#countries</a> (last visited May 18, 2020, 8:30 PM).	Worldometer, Countries in the world by population (2020), <a href="https://www.worldometers.info/world-population/population-by-country/">https://www.worldometers.info/world-population/population-by-country/</a> (last visited March 25, 2020).

All data on COVID-19 among people in DOC custody and DOC staff is from the NYC Board of Correction and COVID-19 page, available online at: <https://www1.nyc.gov/site/boc/covid-19.page>.



May 18, 2020

Contact:

Molly Griffard  
Equal Justice Works Fellow  
[mgriffard@legal-aid.org](mailto:mgriffard@legal-aid.org)

Vincent Ciaccio, Ph.D.  
Interim Data Analyst Manager  
[vciaccio@legal-aid.org](mailto:vciaccio@legal-aid.org)

Yosmin Badie  
Law Student Volunteer  
[ybadie@legal-aid.org](mailto:ybadie@legal-aid.org)

Data and updates available at: <https://legalaidnyc.org/covid-19-infection-tracking-in-nyc-jails/>