

Why Should You Get an Email Address

Email is the main way that many people and businesses communicate. Having an email address is helpful, and often necessary, to access important services like SNAP, Medicaid, housing lotteries and to apply for jobs and school.



Employment

- Apply for jobs online
- Receive interview invitations & onboarding documents
- Stay in touch with employers
- Virtual interviews



Education & Training

- Register for GED, trade school, workforce development programs or college
- Receive class schedules, login information, & updates from instructors



Housing Applications

- Communicate with case managers, housing authorities, or landlords
- Submit digital documents & receive updates
- Housing lottery access



Digital Inclusion

- Build computer literacy & confidence
- Reconnect with family & support networks
- Access online banking, transportation, & telehealth



Benefits & Services



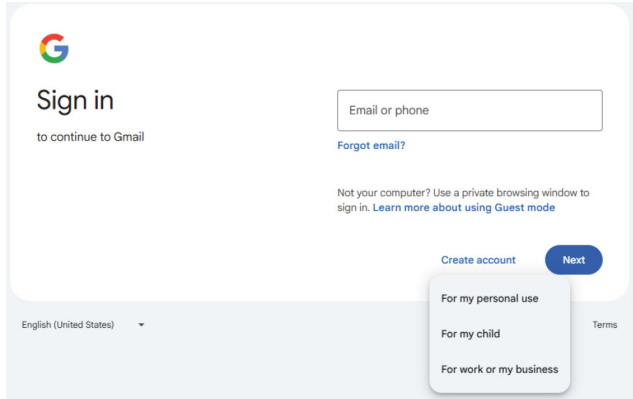
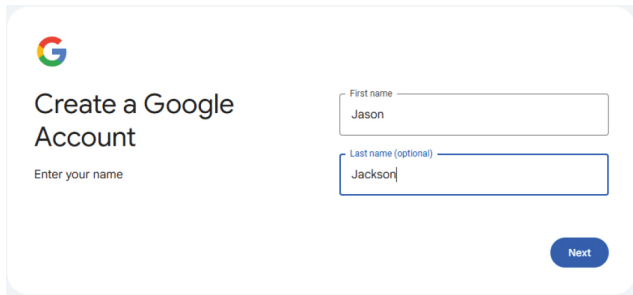
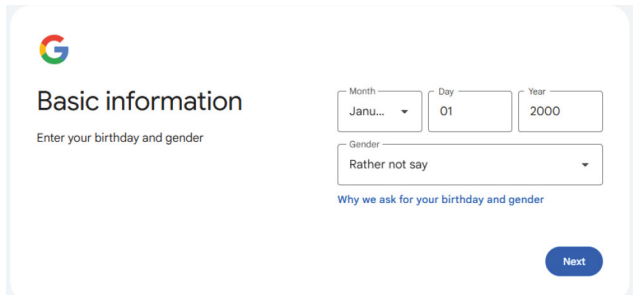
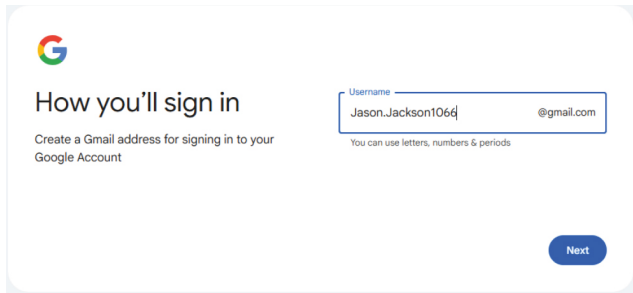
- Get updates on SNAP, Medicaid, or other public assistance notifications
- Connect with support programs



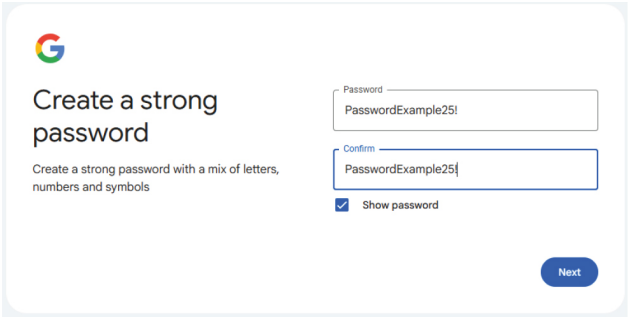
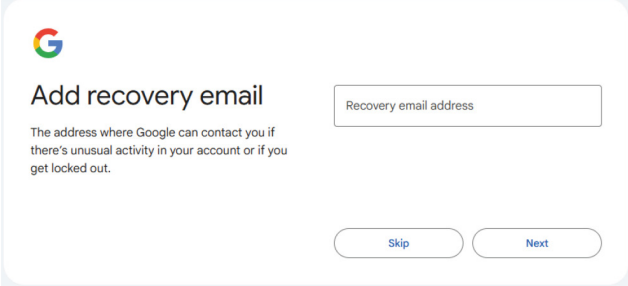
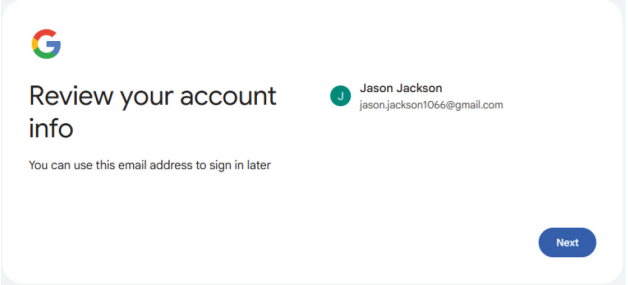
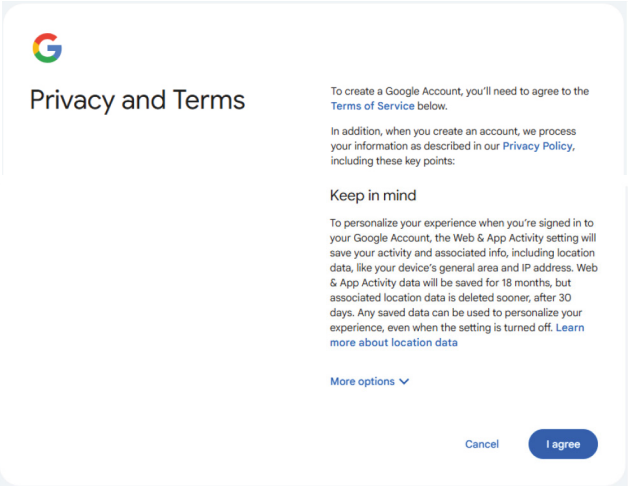
How to Create a Gmail Account

Gmail accounts are free and relatively easy to create: www.gmail.com



1.	Open a Web Browser (Chrome, Edge, Safari, Etc.).	
2.	Go to www.gmail.com .	
3.	Click on “ Create Account ” then select “ For my personal use. ”	
4.	Fill in your First Name & Last Name (optional) and click Next .	
5.	Fill in your DOB (required) & Gender (optional) and click Next .	
6.	Create a username (this will be your email address and what you use to sign into your account) and click Next .	



<p>7.</p>	<p>Create a strong password (at least 8 characters with letters, numbers, & symbols) and click Next.</p> <p>✳ Use a password you'll remember and/or store it someplace safe!</p>	
<p>8.</p>	<p>Add Recovery Information (optional): If you already have an email address, entering it here and clicking Next is helpful to get into your account if you forget your password. If you don't have another email address, you can click Skip.</p>	
<p>9.</p>	<p>Review.</p>	
<p>10.</p>	<p>Agree to Privacy Terms: You will need to agree to Google's privacy policy and terms of service. Scroll to the bottom.</p> <p>You can click I Agree at the bottom.</p> <p>Or you can first click More options and ask Google not to store certain information about you before clicking I agree.</p>	
<p>11.</p>	<p>You now have an Email Account.</p> <p>You can access your email on any computer by going to www.gmail.com and entering your username and password.</p>	